



# Biodiversity Education Center Scavenger Hunt: Living & Non-living


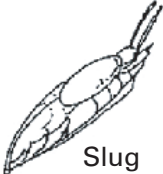











## What can you find under logs (or rocks) today?



1. Choose a log and look it over carefully. Tally any bugs you find on the chart below.
2. Gently roll the log toward you and peek over. What do you see? Tally any bugs you find on the bottom of the log and/or on the dirt under it.
3. Brush the dirt under the log with your fingers or pencil. What new bugs do you see? Tally them too.
4. Find another log or rock and tally the bugs you find there. Are they the same?

## Life in a Log Bug Chart

When you see a bug that matches one of these, tally them up. If you find new bugs that are not on the chart, draw them in empty squares and tally them up too.

Bug	How many?	Bug	How many?	Bug	How many?	Bug	How many?
 Termite		 Slug		 Earthworm		 Ant	
 Bess Beetle		 Snail		 Earwig			
 Springtail		 Mite		 Spider			
 Pill bug (Rolly Polly)		 Centipede		 True bug			